



COLLEGE OF NATURAL RESOURCES

State of the College, Fall 2018
Mary C. Watzin, Dean



Across the College

- **Dean's Office:** new staff members, including Interim AD for Academic Affairs (Gary Blank)
- **Forestry and Environmental Resources:** new faculty and staff members
- **Parks, Recreation, and Tourism Management:** new faculty and staff members
- **Forest Biomaterials:** new faculty and staff members

Recruitments This Fall

Staff

- HPC - Systems Programmer
- Foundations Accountant
- Development & Donor Relations Program Manager

Faculty

- FER – Wildland Fire Science and Air Quality
- FB – SMT Industrial Design
- PRTM – Teaching Professor

Associate Dean for Academic Affairs

- Marian McCord, Search Committee Chair
- Key qualifications:
 - Tenured Associate or Full Professor
 - Significant teaching experience and achievement
 - Demonstrated ability to lead, inspire, and build effective teams
 - Excellent interpersonal skills
- Key Responsibilities
 - Courses and curricula – at both undergraduate and graduate level
 - Liaising with Registration and Records
 - Undergraduate recruiting
 - Advising support, student professional development, co-curricular activities
 - SACS Assessment
 - Faculty academic support, College Leadership Team

Associate Dean for Diversity and Inclusion

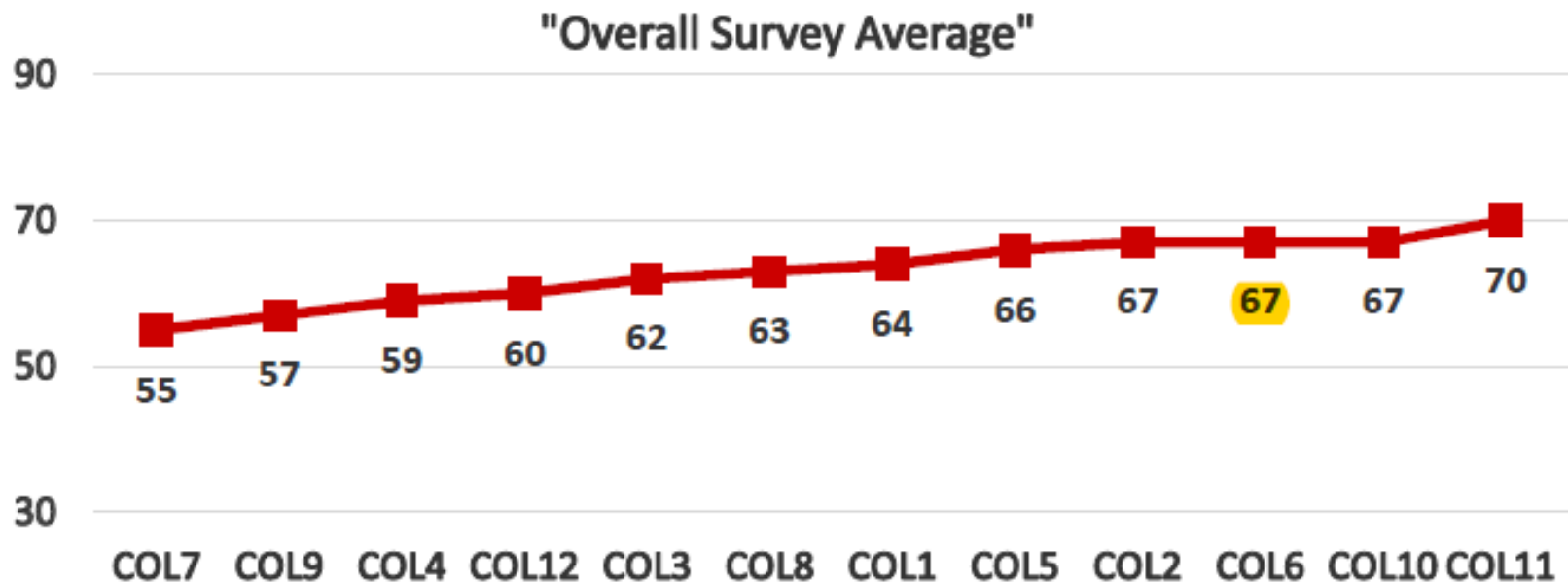
- Myron Floyd, Search Committee Chair
- Key Qualifications
 - Accomplishments suitable for appointment as tenured faculty member in one of CNR's departments
 - Demonstrated commitment and significant work experience in diversity and inclusion over the course of at least 5 years
 - Ability to interact with faculty, staff and students from diverse backgrounds
 - Experience facilitating difficult conversations
- Key Responsibilities
 - Leadership to foster an inclusive, accessible, equitable, and diverse climate, working with faculty, staff and students
 - Advance Goal 3 of our College's strategic plan
 - Develop materials and help deliver programs that increase cultural competency
 - Work with faculty to bring diversity and inclusion into the curricula of the college
 - Liaise with OIED, supporting search committees, assisting with onboarding
 - Data collection and reporting

Status and Health of CNR

- Community Engagement
- Incoming Class of Students
- Enrollment Trends
- Base Budget of the College
- Grant Funding and Trends
- Gift Funding

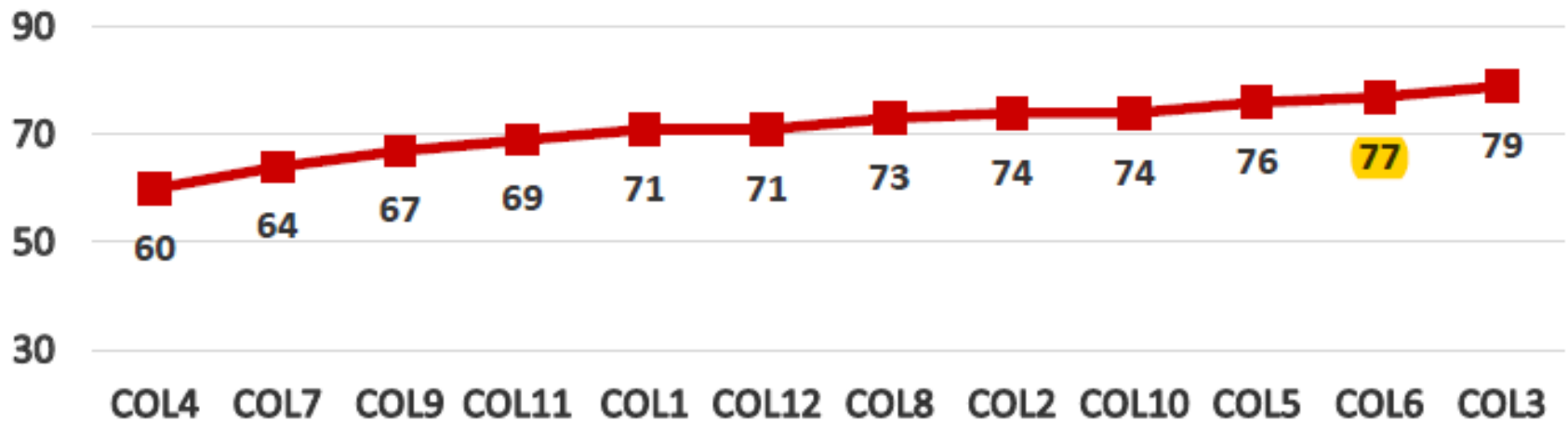


Employee Engagement Survey Results

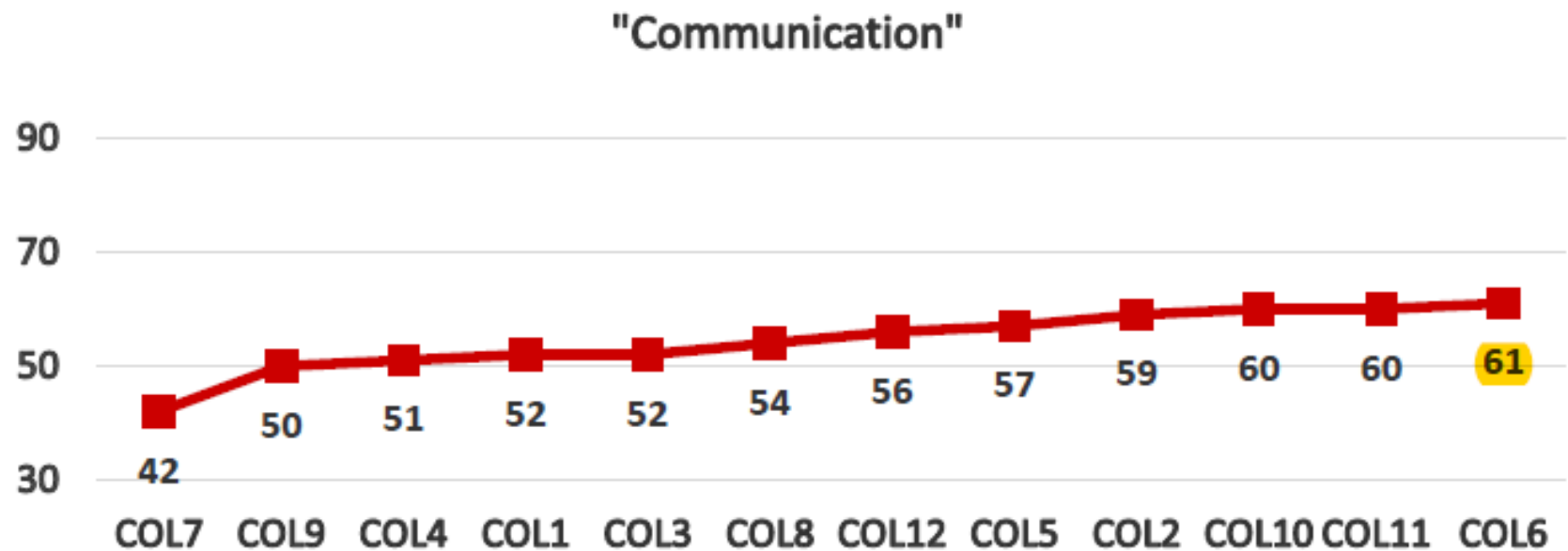


Employee Engagement Survey Results

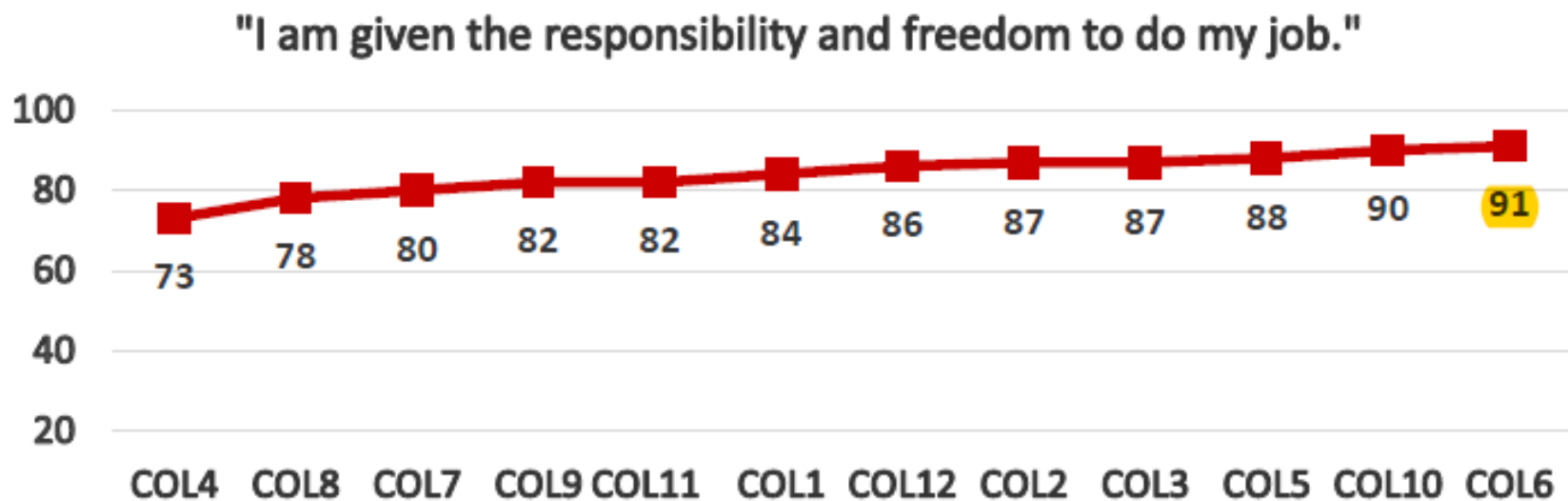
"Supervisors / Department Chairs"



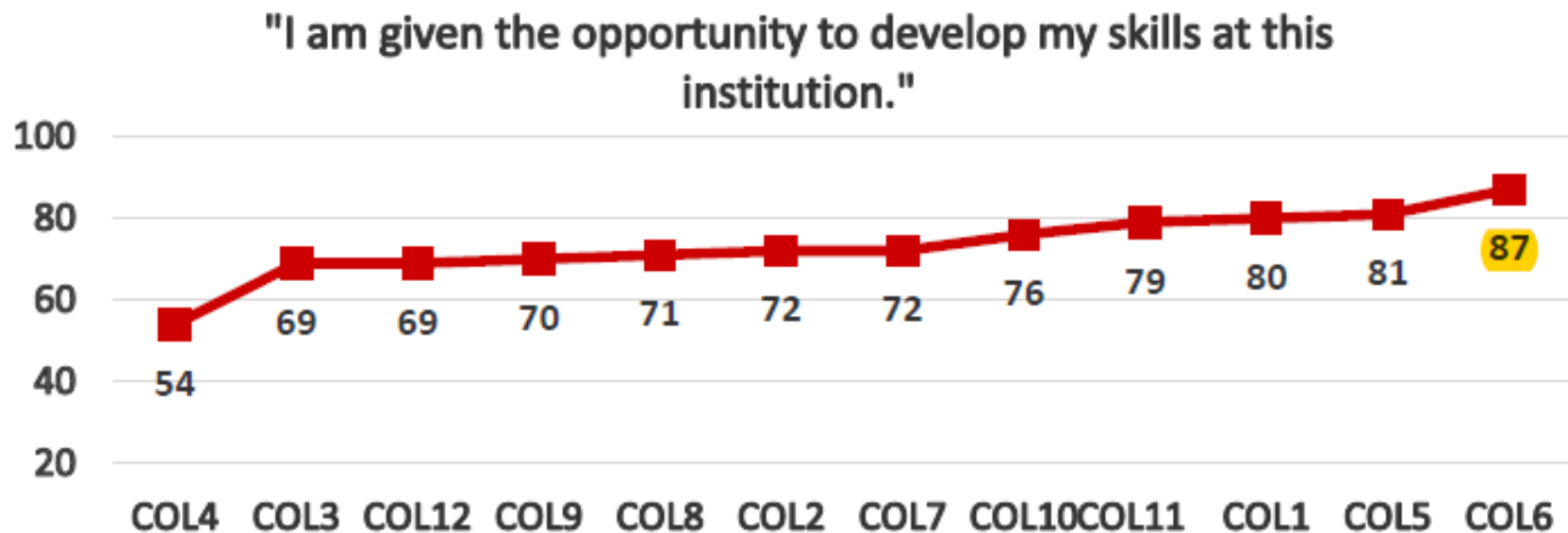
Employee Engagement Survey Results



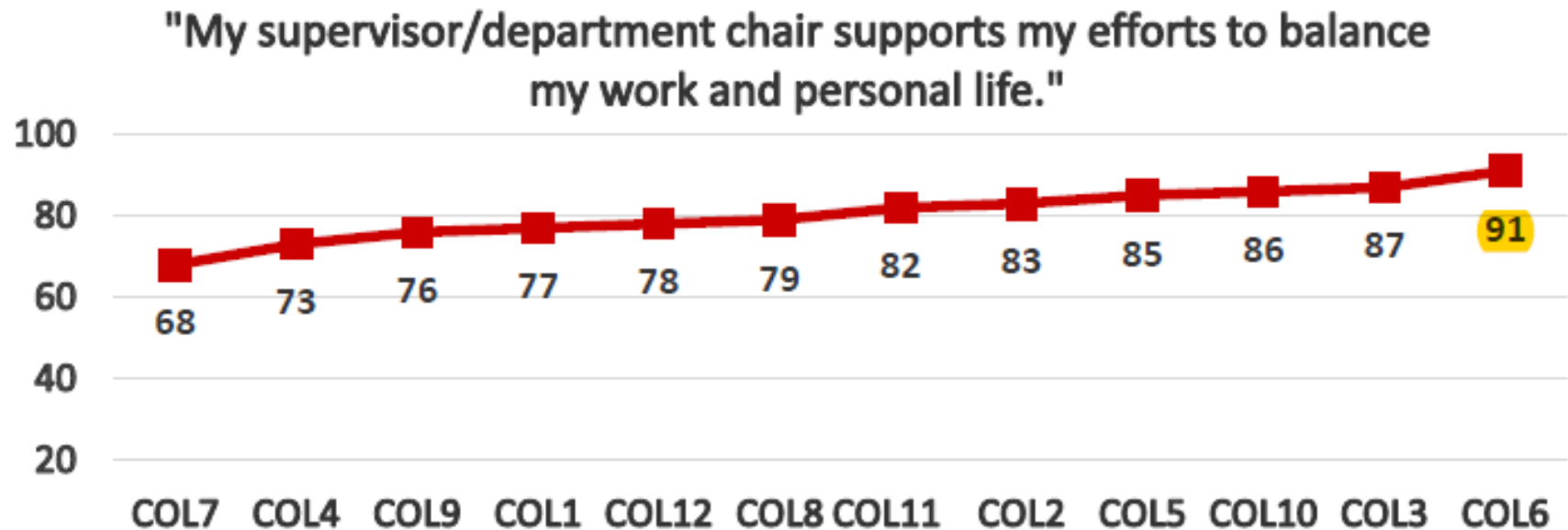
Employee Engagement Survey Results



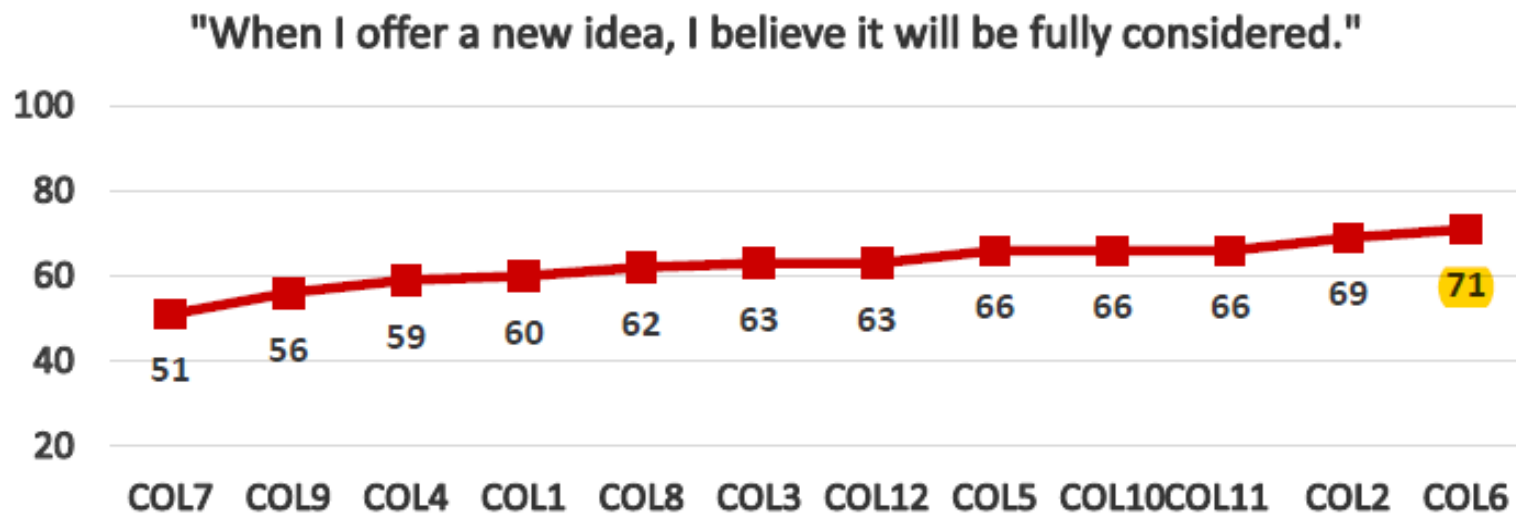
Employee Engagement Survey Results



Employee Engagement Survey Results

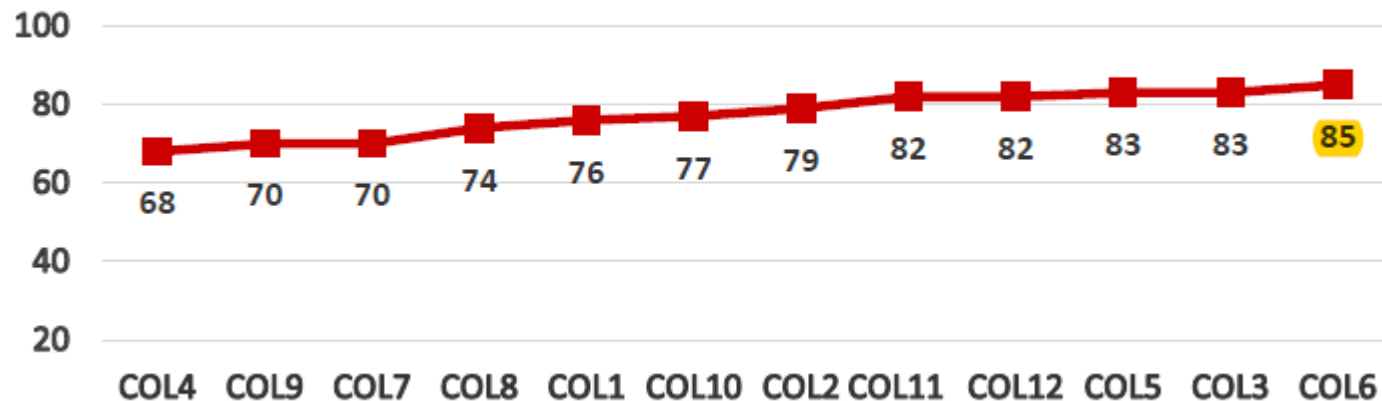


Employee Engagement Survey Results

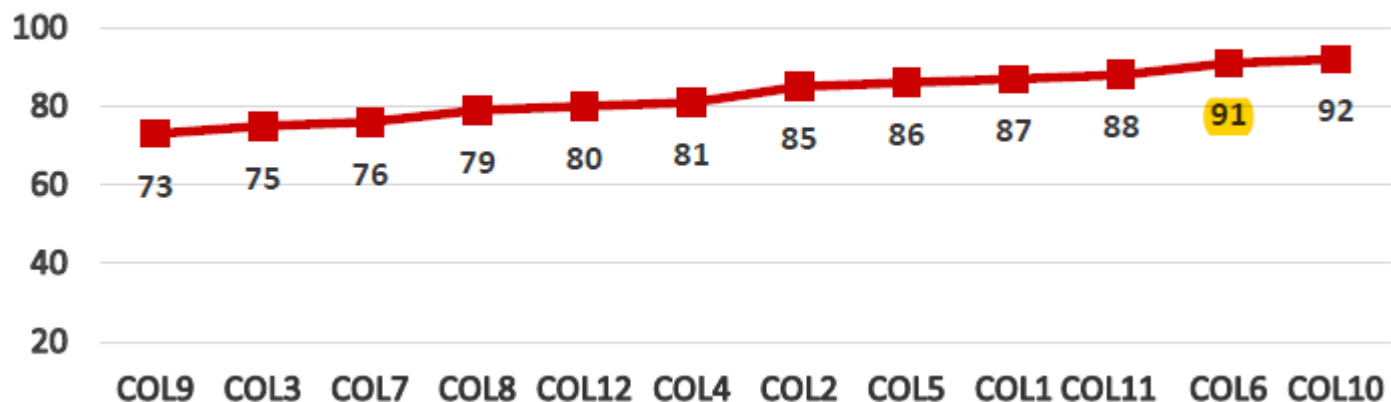


Employee Engagement Survey Results

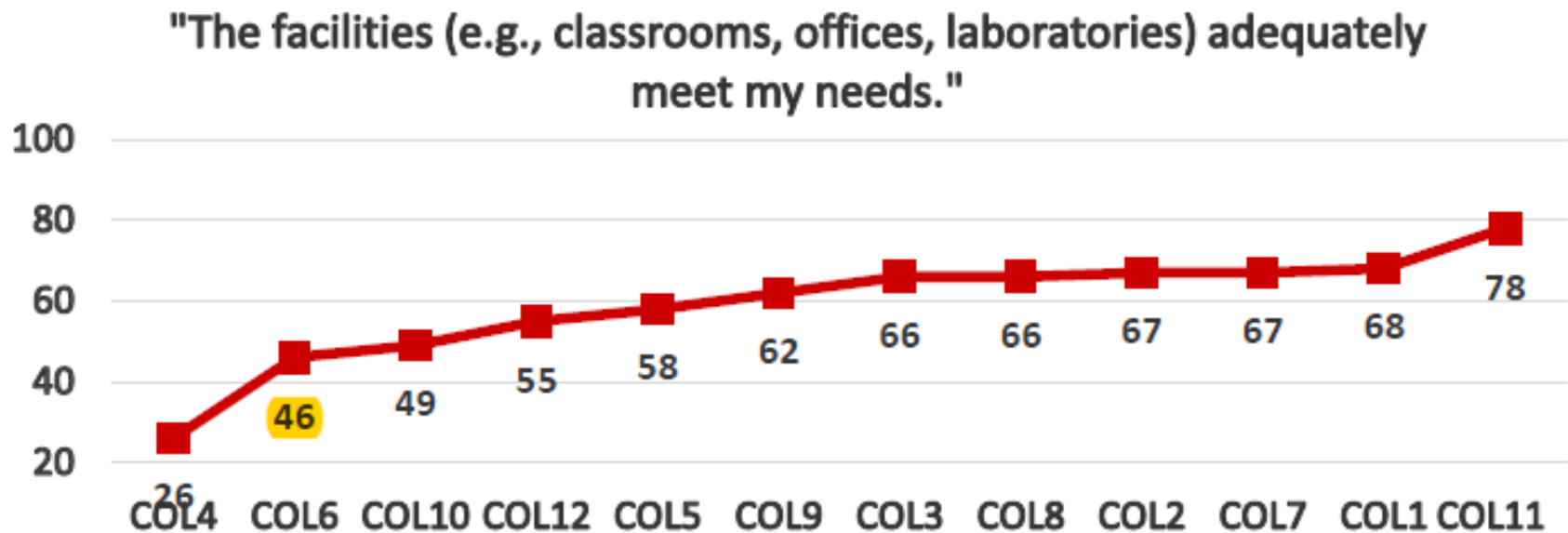
"Overall, my department is a good place to work."



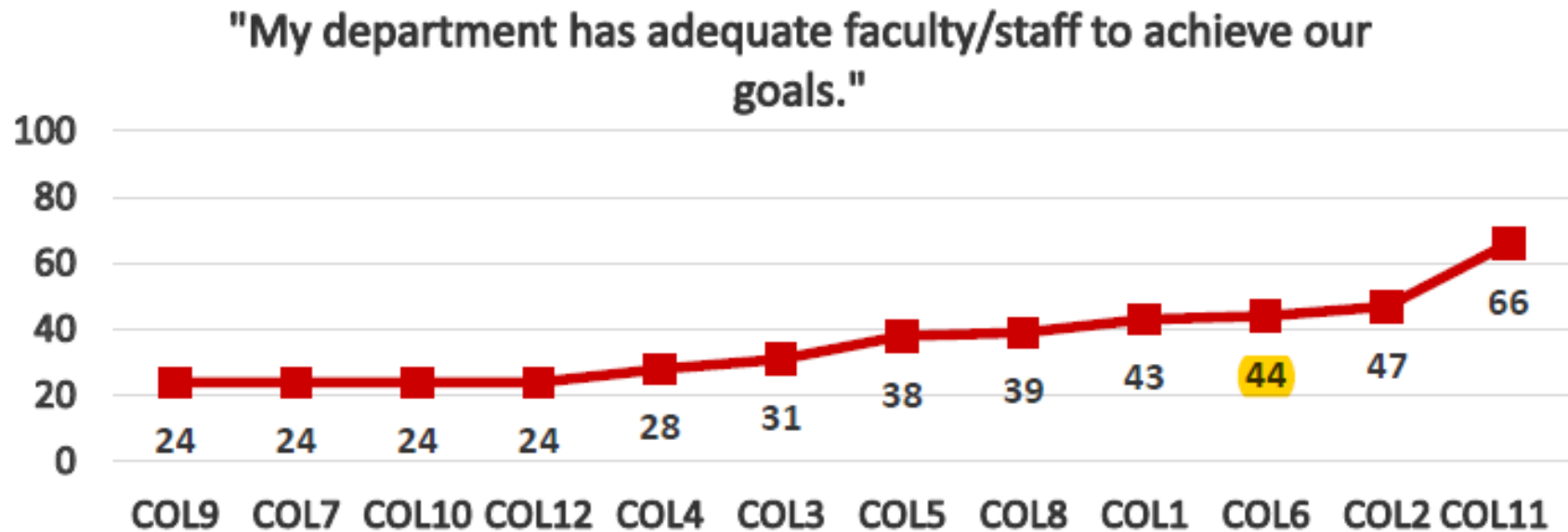
"I am proud to be part of this institution."



Employee Engagement Survey Results

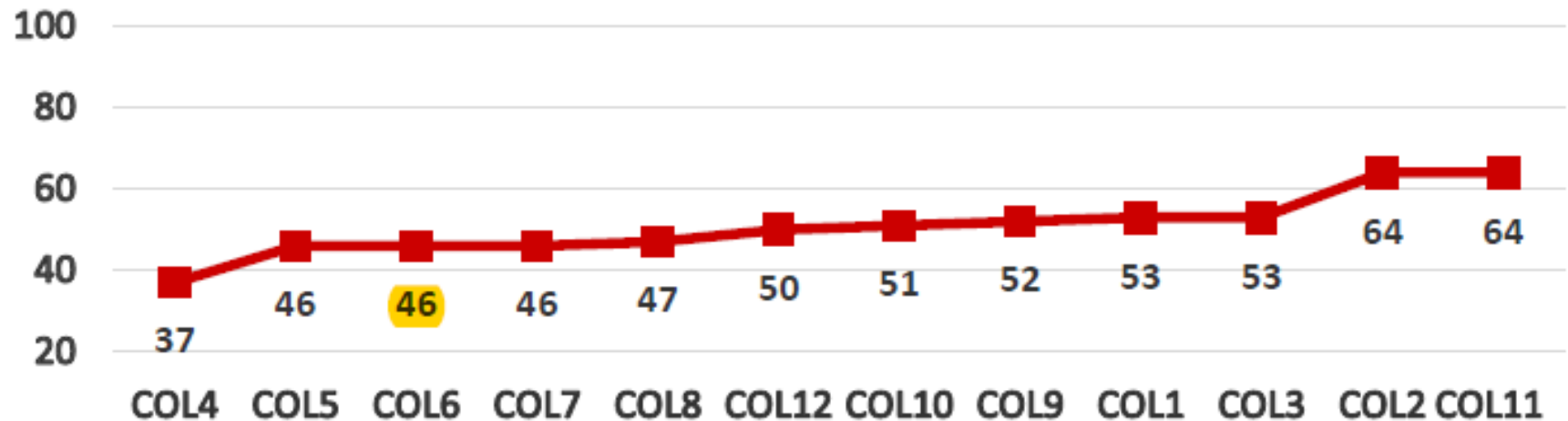


Employee Engagement Survey Results



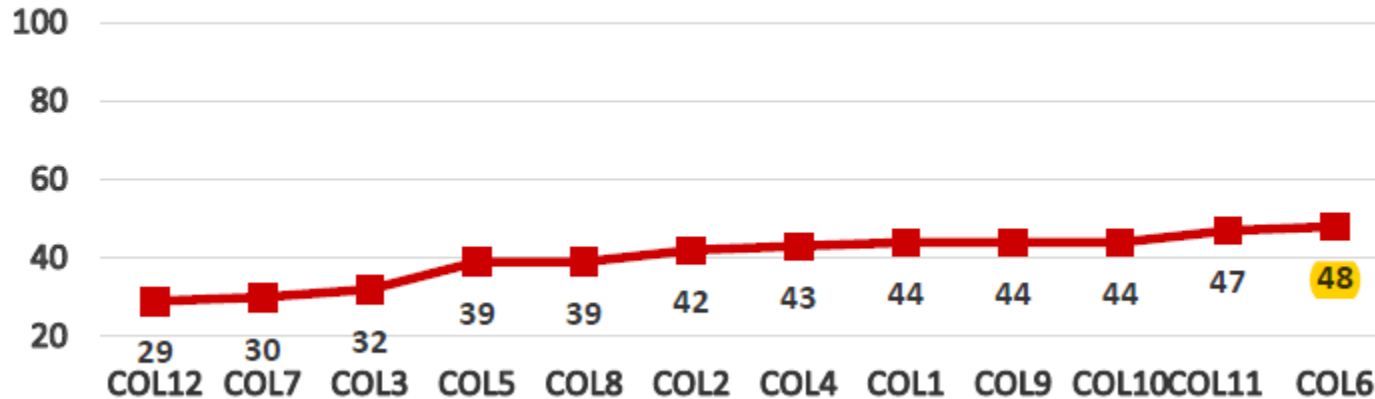
Employee Engagement Survey Results

"Our orientation program prepares new faculty, administration and staff to be effective."

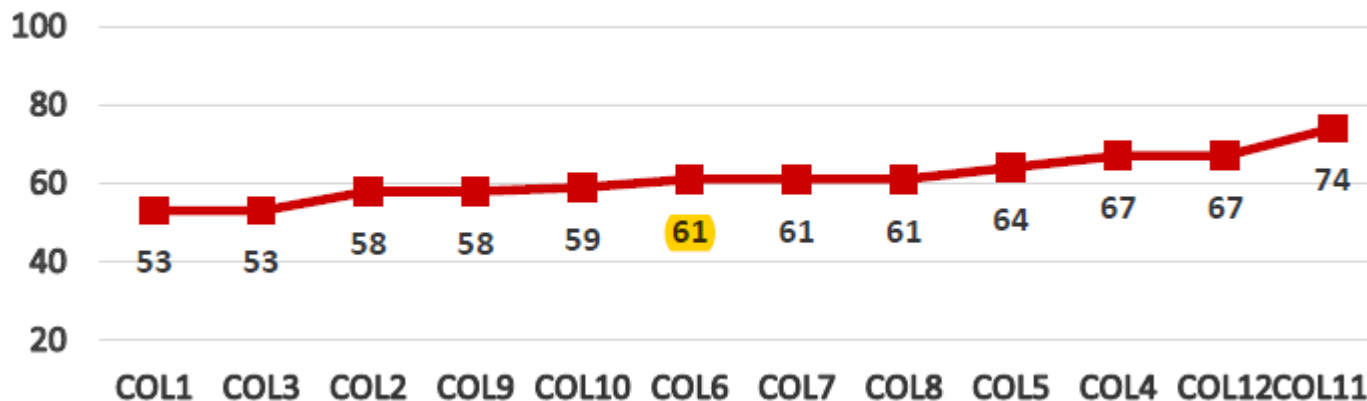


Employee Engagement Survey Results

"I am paid fairly for my work."

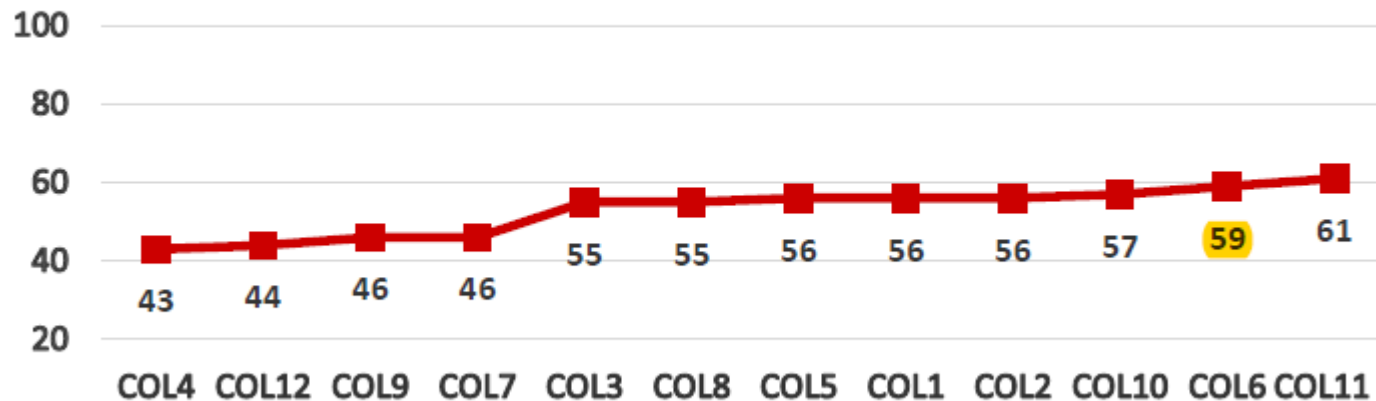


"This institution's benefits meet my needs."

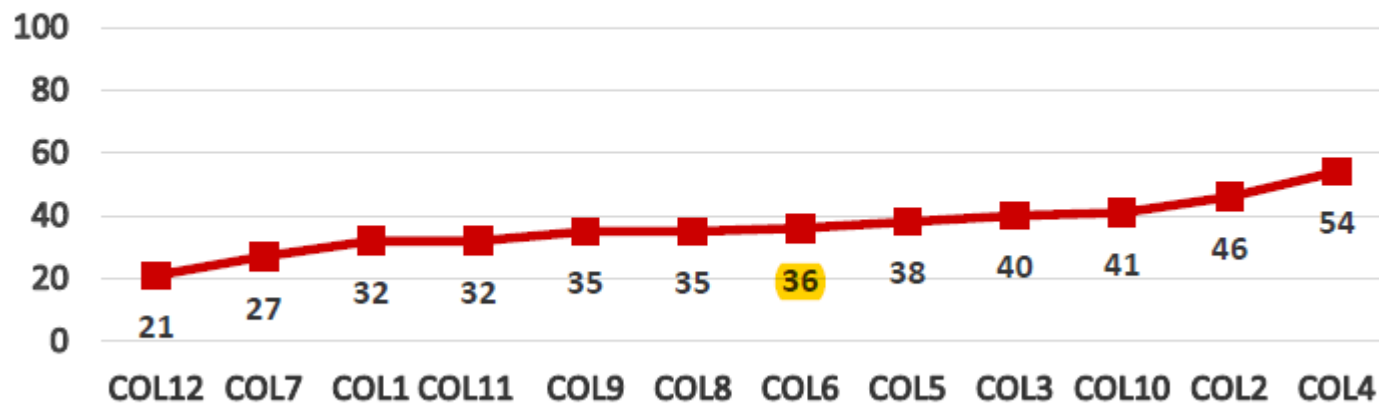


Employee Engagement Survey Results

"I am regularly recognized for my contributions."



"Our recognition and awards programs are meaningful to me."



Undergraduate Admissions

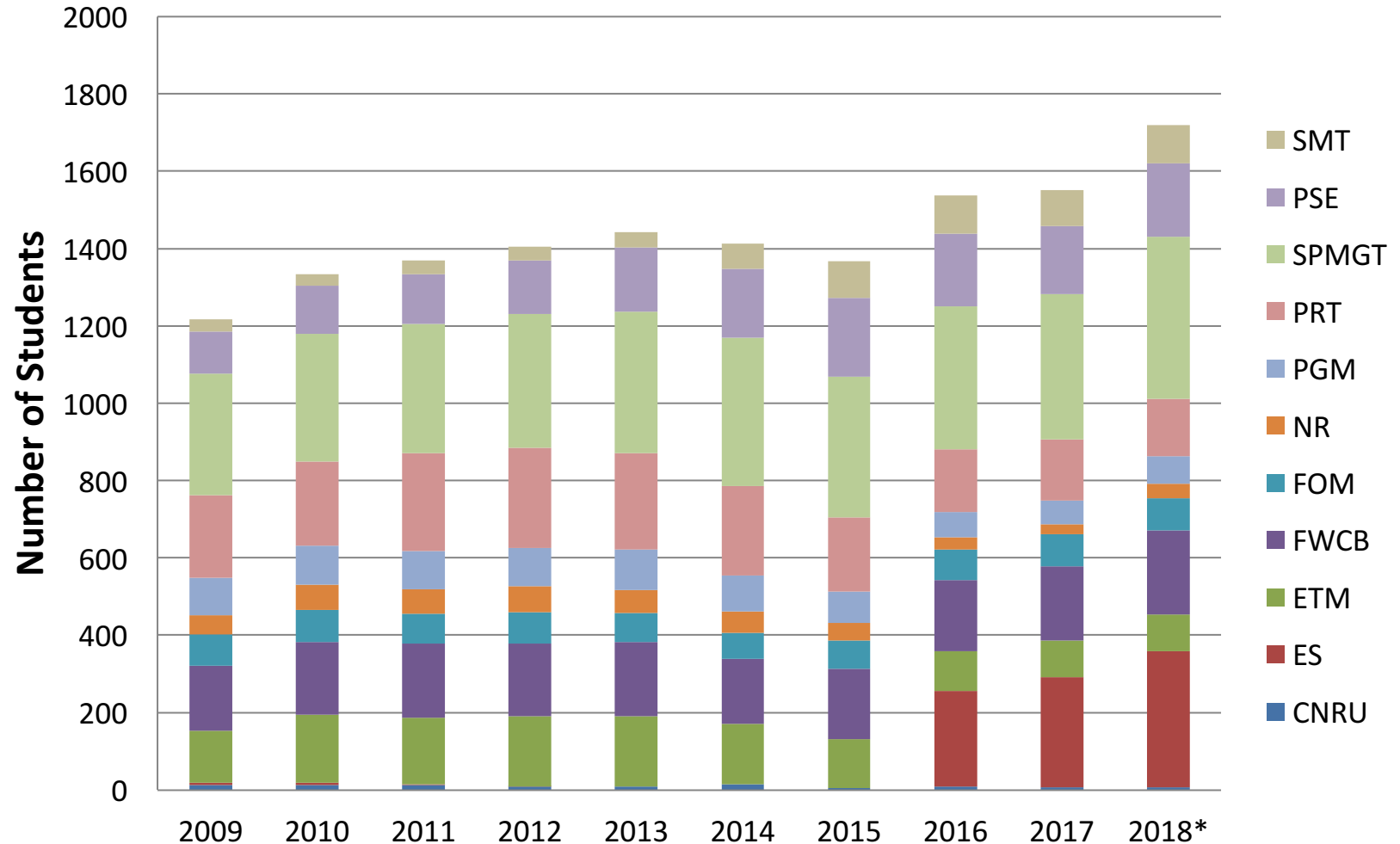
	First year*	Transfer	All Students*
Enrolled	281	101	1720
% Female	43%	37%	37%
% Non-white	21%**	24%**	20%**
% Out-of-state	16%	14%	16%
% International	2%	2%	2%

*Including EFY-PSE students

**Non-white includes all students who identified as more than one ethnicity

***Enrollment Data as of 8/22/18 (Official data will be available after Census Day)

Undergraduate Enrollment



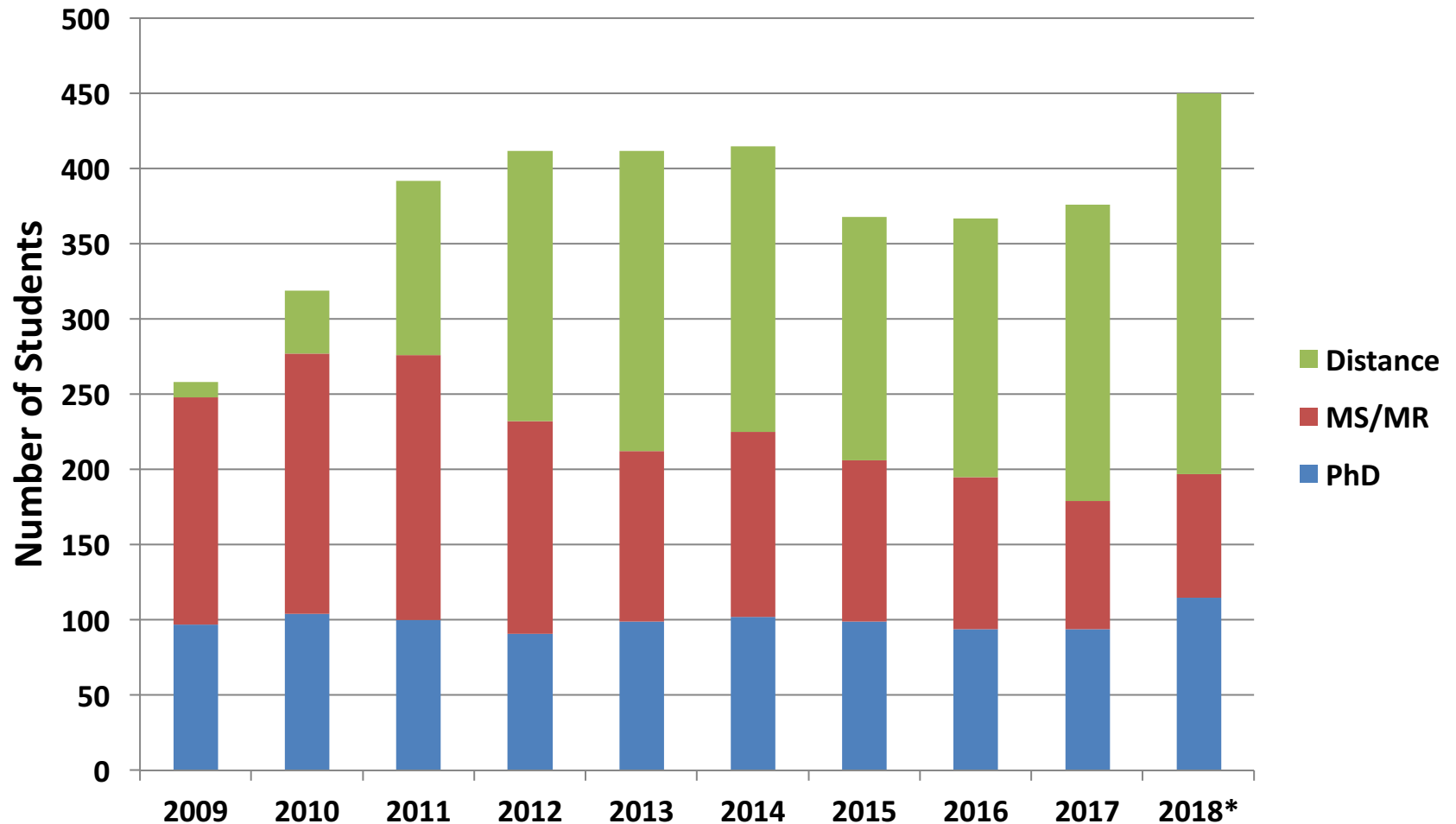
*Enrollment Data as of 8/22/18

Graduate Student Admissions

New in Fall 2018: 111 MS/MR; 26 PhD students

	MS/MR	PhD	All Students
Enrolled	335	115	450
% Female	42%	44%	42%
% Non-white	19%	12%	18%
% Out-of-state & International	27%	56%	35%

Graduate Student Enrollments



*Enrollment Data as of 8/22/18

CNR Budget – FY18 Expenditures

Fund Type	Dean	CGA	PRTM	FB	FER	Total
State App. Academic**	2,407,151	1,203,569	3,637,181	2,400,006	6,138,283	15,786,190
Agricultural Research	232,607	0	53,797	476,498	1,069,243	1,832,145
Cooperative Extension	12,661	0	139,488	435,190	822,955	1,410,294
McIntire-Stennis*	178,893	0	24,625	215,993	527,463	946,974
Contracts & Grants	244,270	758,367	1,740,544	1,764,405	5,566,418	10,074,004
F&A Receipts	327,993	0	15,728	67,545	66,047	477,313
Foundations	1,099,391	0	189,488	1,032,440	506,079	2,827,398
Gifts (Ledger 7)	188,669	6,436	20,658	126,683	1,686,577	2,029,023
Endowments++	1,349,349	34,055	169,175	268,620	665,525	2,486,724
Other	246,503	138,397	233,953	1,592,805	222,237	2,433,895
Totals	6,287,487	2,140,824	6,224,637	8,380,185	17,270,827	40,303,960

*Actual expenditures for Federal FY17

**Provost commitments for FY18 – start-up for new faculty

++ Endowments includes Timber Deed proceeds

CNR Budget – FY18 Expenditures

Fund Type	Dean	CGA	PRTM	FB	FER	Total
State App. Academic**	2,407,151	1,203,569	3,637,181	2,400,006	6,138,283	15,786,190
Agricultural Research	232,607	0	53,797	476,498	1,069,243	1,832,145
Cooperative Extension	12,661	0	139,488	435,190	822,955	1,410,294
McIntire-Stennis*	178,893	0	24,625	215,993	527,463	946,974
Contracts & Grants	244,270	758,367	1,740,544	1,764,405	5,566,418	10,074,004
F&A Receipts	327,993	0	15,728	67,545	66,047	477,313
Foundations	1,099,391	0	189,488	1,032,440	506,079	2,827,398
Gifts (Ledger 7)	188,669	6,436	20,658	126,683	1,686,577	2,029,023
Endowments++	1,349,349	34,055	169,175	268,620	665,525	2,486,724
Other	246,503	138,397	233,953	1,592,805	222,237	2,433,895
Totals	6,287,487	2,140,824	6,224,637	8,380,185	17,270,827	40,303,960

*Actual expenditures for Federal FY17

**Provost commitments for FY18 – start-up for new faculty

++ Endowments includes Timber Deed proceeds

College Budget Outlook

- State appropriated budget stable
- Last very tight budget year
- Annual raise process
 - SHRA 2%
 - EHRA merit pool 3%
 - Retroactive to July 1

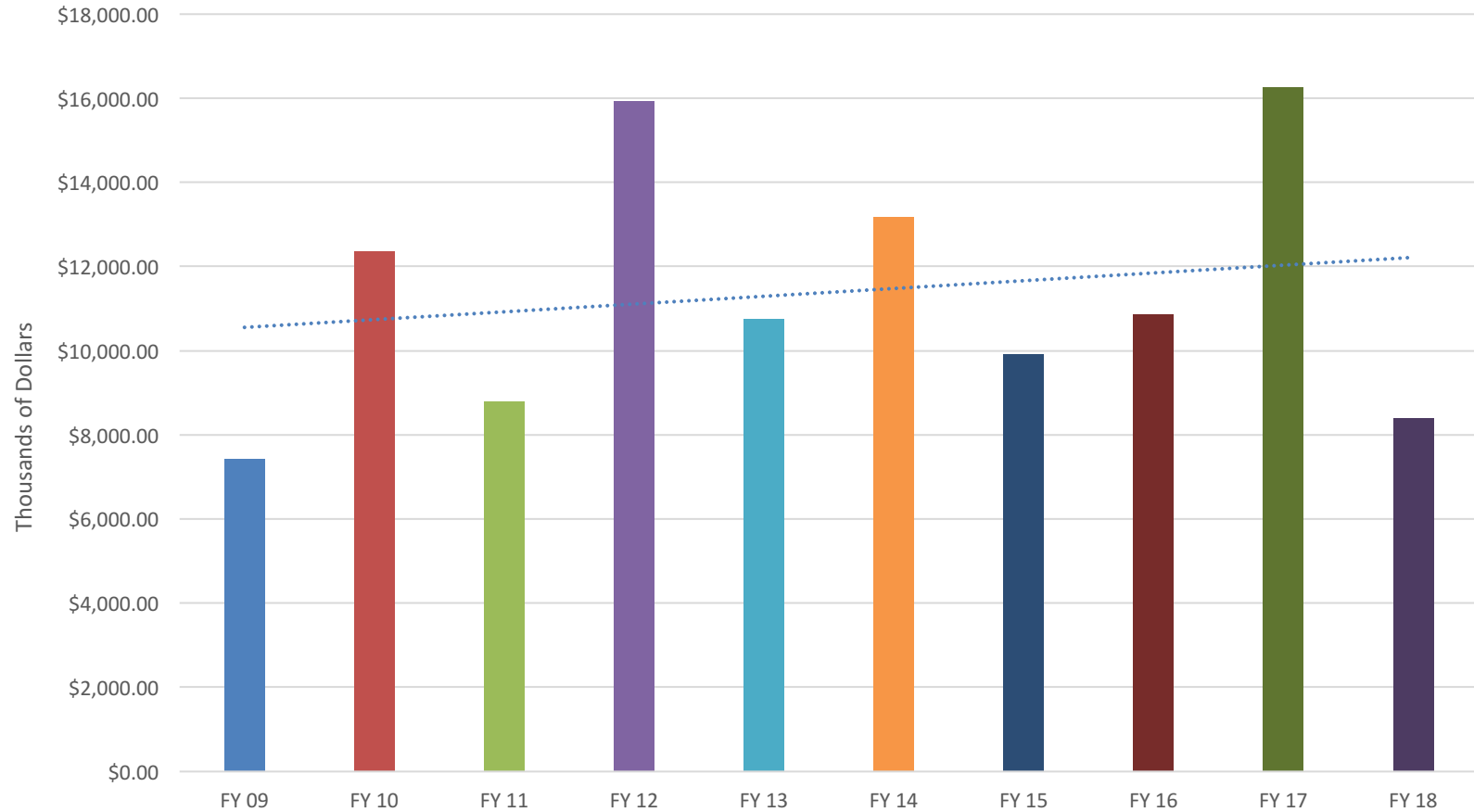


College Sponsored Projects

- Submitted 194 proposals for a total of \$43 million and received \$8.4 million in awards
- College Portfolio:
 - 212 Active Projects
 - \$49.6M Total



Sponsored Projects Trends



Research Highlights

- **Caren Cooper and Lincoln Larson**, awarded an NSF Advancing Informal STEM Learning grant to develop evidence-based principles to guide citizen science projects using the web-based tool SciStarter.
- **Ross Meentemeyer and colleagues**, received an NSF Smart and Connected Cities Research Coordination Network project that will unite researchers and stakeholders to plan the design of a futuristic game called TomorrowNow.





Research Highlights

- **Erin Sills** and **Jelena Vukomanovic** are combining geospatial analytics and community engaged research to support the Johns Island Community Conservation Initiative, which promotes the conservation of working farm and forest land.
- **Jason Delborne and colleagues** received a DARPA grant exploring eradication of invasive rodent populations on islands using gene drive technologies.
- **Steve Kelley, Ronalds Gonzalez, and Yuan Yao** are studying the potential for tall wood buildings to sequester carbon and provide other environmental and forest management benefits.



College Advancement Office

- Raised **\$4.5 million** (\$3.2 million last year), a 62% increase over our previous 3-year average.
- As part of the **Think and Do the Extraordinary Campaign**, the College has a **\$35M goal**. As of June 30, we have raised 74% of our goal. The campaign ends in June 2021.




Forest Assets

- Hofmann Forest Timber Deed current value is **\$80,380,170**.
- Hofmann, Hill, Goodwin, and Schenck are SFI Certified. Certification in process for Lee, Taylor and Timaca.
- Forest accounts are **almost** in the black and use is increasing.

Extension Highlights

- Documented a total economic contribution of the forest sector at **\$32.7 billion**, with about **150,000 full- and part-time jobs** and a **payroll of \$7.8 billion**.
- With partners, offered webinars that attracted over **48,100 live and on demand views**, with participants from all 50 states.
- Developed a **train-the-trainer wildland fire** program in response to the catastrophic wildfires at the end of 2016 in Western, NC.



Academic Program Highlights

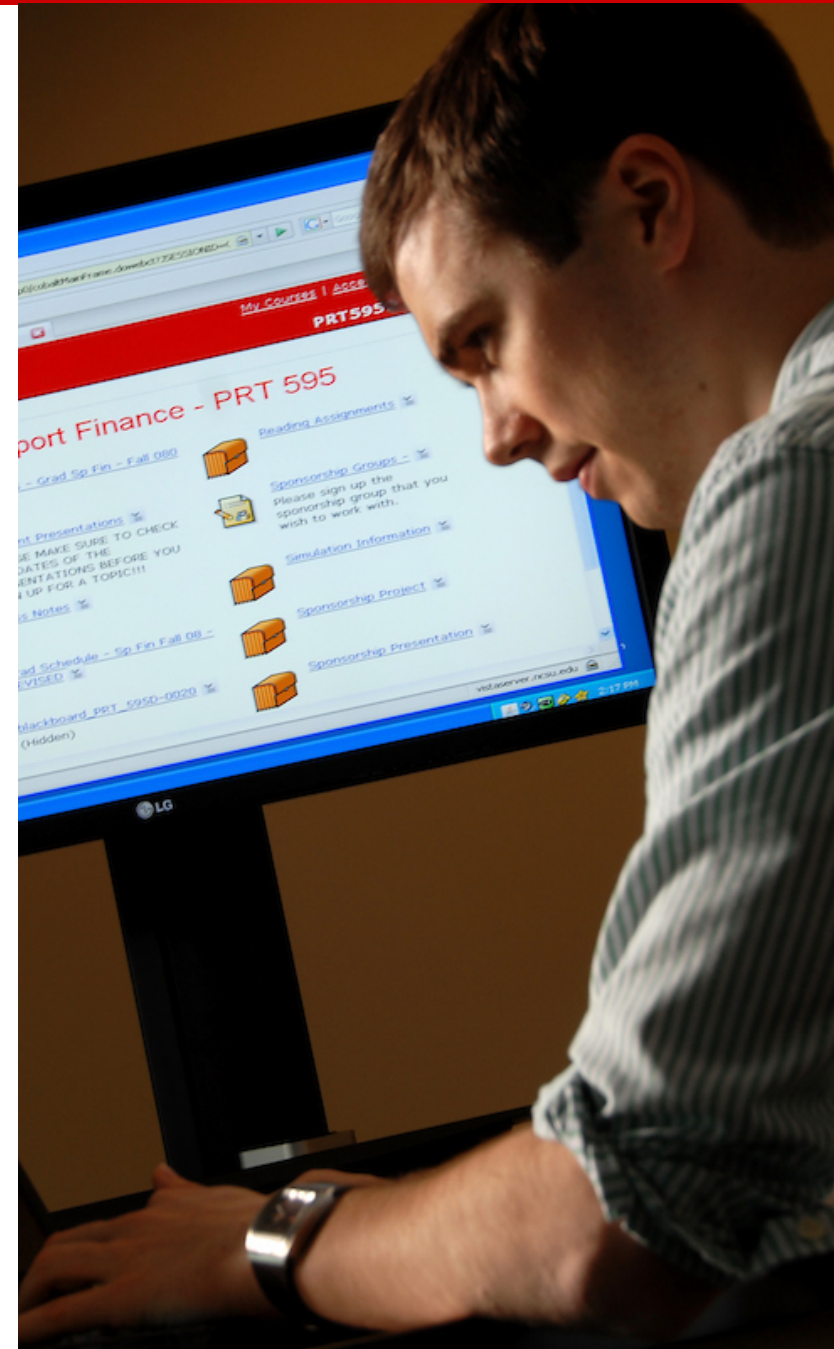


- First cohort in PhD in Geospatial Analytics.

- Professional Masters Program in Environmental Assessment going strong.
- Launched new graduate certificate program, Sport and Entertainment Venue Management in PRTM.
- Launched new graduate certificate program, Military Land Sustainability in FER.

Academic Affairs, IT and Diversity Offices

- **AA** - Advising GPS and reactivating College Honors Program
- **IT** advisory committees and strategic plan, lunch and learn series
- **Diversity** - New graduate student series





Facilities and Infrastructure

- Vehicle plan
- Biltmore 2006 multipurpose space renovation
- Natural Resources library renovation design study

Library Study Floor Plan



Library Study Entry View



Library Entry View

Library Study Interior View



Library Interior View

Priorities for the Year

- A space and infrastructure master plan
- Graduate programs recruiting and marketing, graduate student support
- Supporting our growing research enterprise
- Turning the corner on budgets; what investments would have the greatest impact?



Staying Connected

- Drop-In's with the Dean
 - Faculty
 - Staff
 - Graduate Students
- Undergraduate student listening sessions
- Internal monthly newsletter
- More to come . . .



Upcoming Dates

Guest Speakers

- Anna Badkhen, September 25
- Robert Jordan, October 17
- Seth Riley, November 8

All College Meetings

- Fall, October 26
- Winter, January 11
- Spring, April 5

Make Good Things Happen!

